


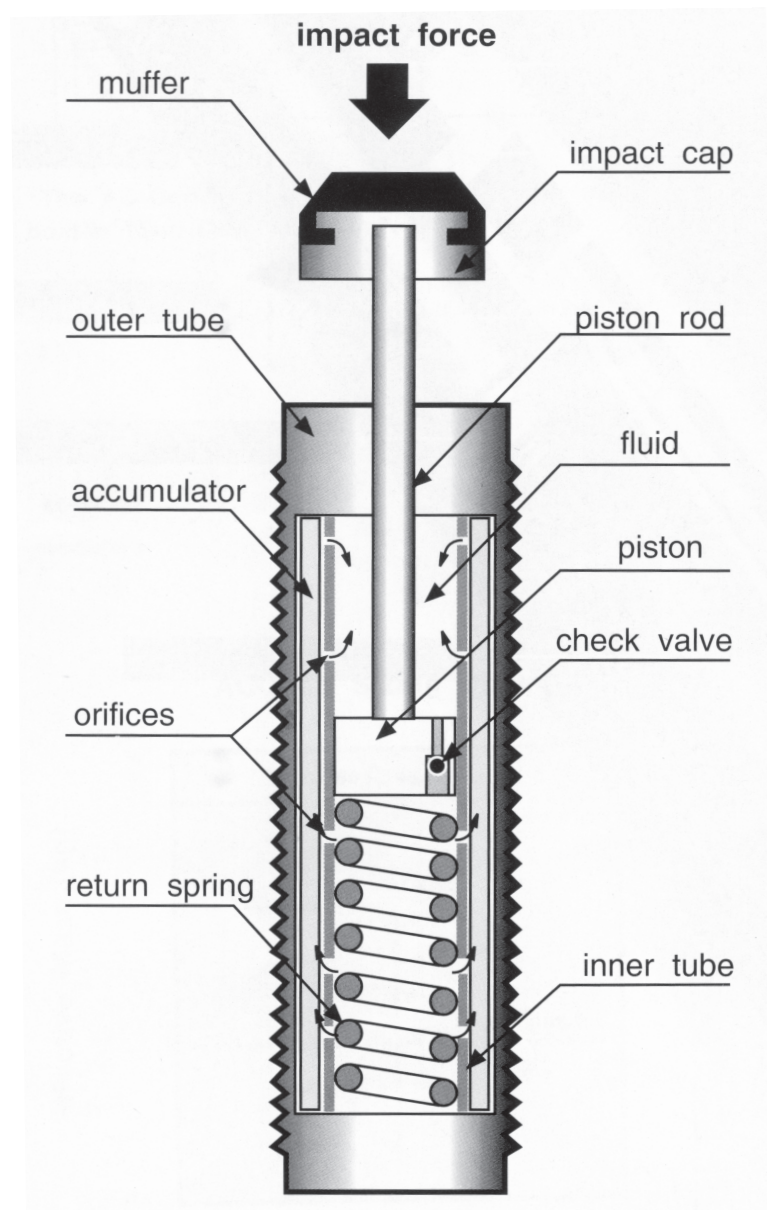
SHOCK ABSORBER



HOW TO ORDER

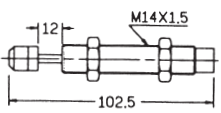
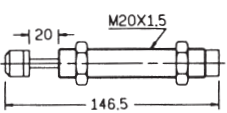
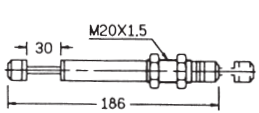
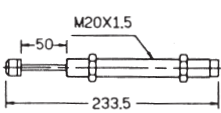
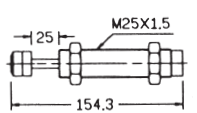
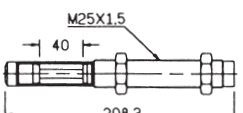
AC — **08** **06** — **1** — **※**
 MODEL
 AD : ADJUSTABLE
 AC : NON-ADJUSTABLE
 ACD : DOUBLE CUSHION
 STROKE mm
 TUBE O.D.
 1 : HIGHT IMPACT SPEED
 2 : MEDIUM IMPACT SPEED
 3 : LOW IMPACT SPEED
 BLANK : WITH CAP
 N : WITHOUT CAP

STRUCTURE



SHOCK ABSORBER

AC SERIES - SELF COMPENSATION

MODEL	DIMENSIONS	MAX. EFFECTIVE MASS (kg)	MAX. ENERGY ABSORBED PER CYCLE (Nm)	MAX. IMPACT SPEED (m/s)	WITHOUT CAP	WITH CAP	FLANGE	STOP COLLAR
AC-0806		0.5~6	2	0.5~2.0	○	○	-	○
AC-1005		1~7	3	0.8~3.5	○	○	-	○
AC-1008		2~9	4	0.8~3.0	○	○	-	○
AC-1210		5~30	5	0.8~3.0	○	○	-	○
AC-1412		8~100	15	0.8~3.0	○	○	-	○
AC-1416		10~150	20	0.8~3.0	○	○	-	○
AC-2020		30~700	40	1.0~3.5	○	○	-	○
ACD-2030		40~900	45	1.0~3.5	-	○	-	○
AC-2050		600~1200	60	1.0~3.5	-	○	-	○
AC-2525		200~1500	80	1.0~4.0	-	○	-	○
AC-2540		300~2000	120	1.0~4.0	-	○	-	○
AC-3660		400~2400	250	1.0~4.0	-	○	○	○

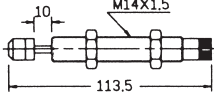
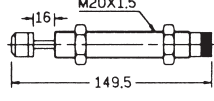
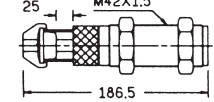
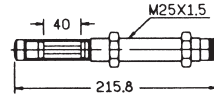
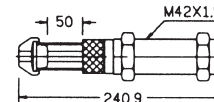
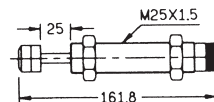
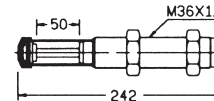
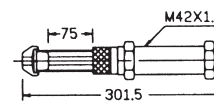
SHOCK ABSORBER

SPECIFICATIONS

ORDER NO.	STROKE (mm)	MAX. Nm Per CYCLE (E _f)	MAX. Nm Per HOUR (E _{tc})	MAX. EFFECTIVE MASS (ml) kg	MAX. IMPACT SPEED (V) m/s	OPERATING TEMPERATURE (°C)	WEIGHT (g)
AC-0806-1	6	2	1200	0.5	2.0	-10~80	11
AC-0806-2	6	2	1200	2.0	1.0	-10~80	11
AC-0806-3	6	2	1200	6.0	0.5	-10~80	11
AC-1005-1	5	3	3600	1	3.0	-10~80	14
AC-1005-2	5	3	3600	3	1.5	-10~80	14
AC-1005-3	5	3	3600	7	0.8	-10~80	14
AC-1008-1	8	4	5000	2	3.0	-10~80	20
AC-1008-2	8	4	5000	4	1.5	-10~80	20
AC-1008-3	8	4	5000	9	0.8	-10~80	20
AC-1210-1	10	5	10000	5	3.0	-10~80	31.5
AC-1210-2	10	5	10000	10	1.5	-10~80	31.5
AC-1210-3	10	5	10000	30	0.8	-10~80	31.5
AC-1412-1	12	15	30000	8	3.0	-10~80	80
AC-1412-2	12	15	30000	50	1.5	-10~80	80
AC-1412-3	12	15	30000	100	0.8	-10~80	80
AC-1416-1	16	20	35000	10	3.0	-10~80	90
AC-1416-2	16	20	35000	70	1.5	-10~80	90
AC-1416-3	16	20	35000	150	0.8	-10~80	90
AC-2020-1	20	40	40000	30	3.5	-10~80	215
AC-2020-2	20	40	40000	200	2.0	-10~80	215
AC-2020-3	20	40	40000	700	1.0	-10~80	215
ACD-2030-1	30	45	55000	40	3.5	-10~80	220
ACD-2030-2	30	45	55000	300	2.0	-10~80	220
ACD-2030-3	30	45	55000	900	1.0	-10~80	220
AC-2050-1	50	60	60000	60	3.5	-10~80	300
AC-2050-2	50	60	60000	400	2.0	-10~80	300
AC-2050-3	50	60	60000	1200	1.0	-10~80	300
AC-2525-1	25	80	70000	200	4.0	-10~80	330
AC-2525-2	25	80	70000	800	2.5	-10~80	330
AC-2525-3	25	80	70000	1500	1.0	-10~80	330
AC-2540-1	40	120	75000	300	4.0	-10~80	430
AC-2540-2	40	120	75000	1200	2.5	-10~80	430
AC-2540-3	40	120	75000	2000	1.0	-10~80	430
AC-3660-1	60	250	120000	4000	4.0	-10~80	1030
AC-3660-2	60	250	120000	1500	2.5	-10~80	1030
AC-3660-3	60	250	120000	2400	1.0	-10~80	1030

SHOCK ABSORBER

AD SERIES - ADJUSTABLE

MODEL	DIMENSIONS	MAX. EFFECTIVE MASS (kg)	MAX. ENERGY ABSORBED PER CYCLE (Nm)	MAX. IMPACT SPEED (m/s)	WITHOUT CAP	WITH CAP	FLANGE	STOP COLLAR
AD-1410		80	20	3.0	○	○	-	○
AD-2016		200	25	3.5	○	○	-	○
AD-2525		400	85	3.5	-	○	-	○
AD-2540		700	100	3.5	-	○	-	○
AD-3650		1400	300	3	-	○	○	○
AD-4225		3000	260	3.5	-	○	○	-
AD-4250		4000	500	4.5	-	○	○	-
AD-4275		6000	750	4.5	-	○	○	-

• SPECIFICATION

ORDER NO.	STROKE	MAX. Nm Per CYCLE (Et)	MAX. Nm Per HOUR (Etc)	MAX. EFFECTIVE MASS (ml) kg	MAX. IMPACT SPEED (V) m/s	OPERATING TEMPERATURE (°C)	WEIGHT (g)
AD-1410N	10	20	25000	80	3.0	-10~80	84
AD-1410	10	20	25000	80	3.0	-10~80	90
AD-2016N	16	25	30000	200	3.5	-10~80	222
AD-2016	16	25	30000	200	3.5	-10~80	230
AD-2525	25	85	70000	400	3.5	-10~80	455
AD-2540	40	100	80000	700	3.5	-10~80	1100
AD-3650	50	300	100000	1400	3	-10~80	1280
AD-4225	25	260	125000	3000	3.5	-10~80	1490
AD-4250	50	500	150000	4000	4.5	-10~80	1490
AD-4275	75	750	180000	6000	4.5	-10~80	1710